

SC Annual School Report Card Summary

TAMASSEE-SALEM MIDDLE/HIGH
Oconee
Grades: 6-12 Enrollment: 286
Principal: Steve M.R. Moore
Superintendent: Mike Lucas
Board Chair: Andy Inabinet

PERFORMANCE

Comprehensive detail, including definitions of ratings, performance criteria, and explanations of status, is available on www.ed.sc.gov and www.eoc.sc.gov as well as school and school district websites. Printed versions are available from school districts upon request.

YEAR	ABSOLUTE RATING	GROWTH RATING	PALMETTO GOLD AND SILVER AWARD		AYP STATUS	NCLB IMPROVEMENT STATUS
			General Performance	Closing the Gap		
2011	Average	Average	TBD	TBD	Not Met	N/A
2010	Average	Average	N/A	N/A	Met	N/A
2009	Average	Good	Silver	N/A	Not Met	N/A

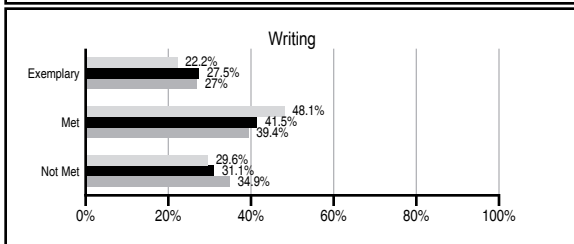
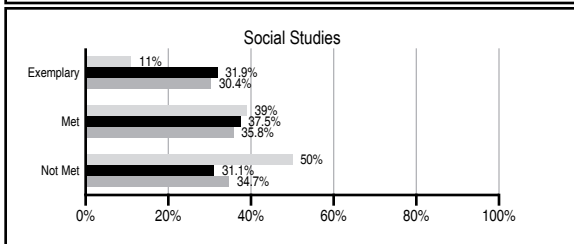
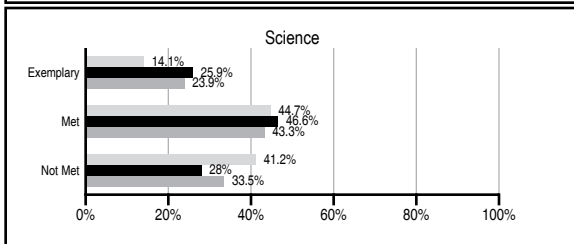
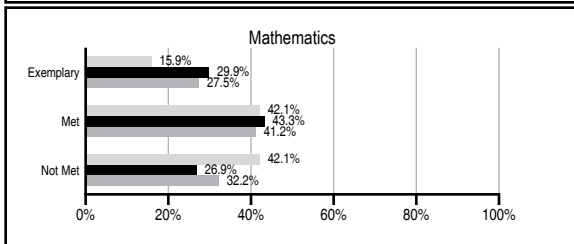
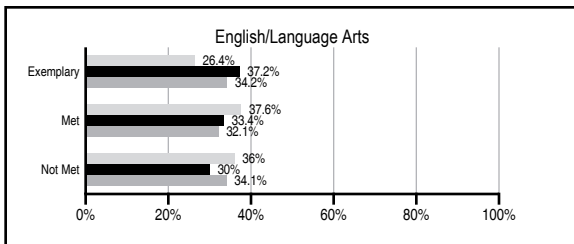
ABSOLUTE RATINGS OF MIDDLE SCHOOLS WITH STUDENTS LIKE OURS*

EXCELLENT	GOOD	AVERAGE	BELOW AVERAGE	AT-RISK
3	17	38	0	0

* Ratings are calculated with data available by 11/09/2011. Schools with Students Like Ours are Middle Schools with Poverty Indices of no more than 5% above or below the index for this school.

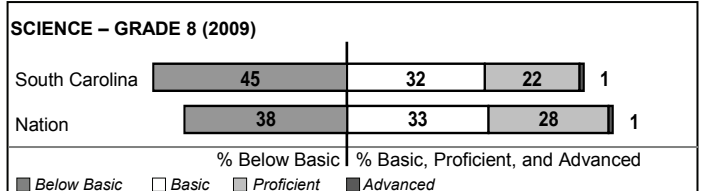
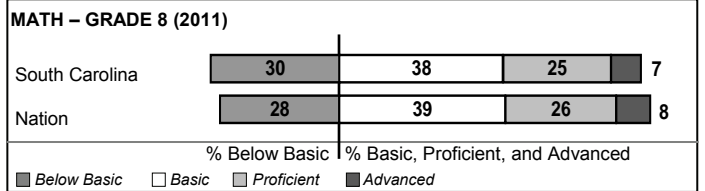

PASS PERFORMANCE

Our School Middle Schools with Students Like Ours Middle schools statewide



NAEP PERFORMANCE*

* Performance reported for SC and nation, data not available at school level. Percentages at NAEP Achievement Levels.



END OF COURSE TESTS - 2011

% of students scoring 70 or above on:	Our Middle School	Middle Schools with Students Like Ours
Algebra 1/Math for the Technologies 2	92.3	97.9
English 1	N/A	96.7
Biology 1/Applied Biology 2	N/A	86.3
Physical Science	N/A	82.0
US History and the Constitution	N/A	N/A
All Subjects	92.3	97.5

SC PERFORMANCE VISION

By 2020 all students will graduate with the knowledge and skills necessary to compete successfully in the global economy, participate in a democratic society and contribute positively as members of families and communities.

Abbreviations Key

N/A Not Applicable N/AV Not Available N/C Not Collected N/R Not Reported I/S Insufficient Sample TBD To be determined
 NI Newly Identified CSI Continuing School Improvement CA Corrective Action RP Plan to Restructure R Restructure DELAY School Improvement Status HOLD School Improvement Status

TAMASSEE-SALEM MIDDLE/HIGH [Oconee]

SCHOOL PROFILE

	Our School	Change from Last Year	Middle Schools with Students Like Ours	Median Middle School
Students (n=286)				
Students enrolled in high school credit courses (grades 7 & 8)	25.5%	Down from 38.9%	23.3%	24.5%
Retention rate	0.7%	Up from 0.0%	0.8%	0.7%
Attendance rate	94.5%	Up from 94.4%	95.7%	95.9%
Served by gifted and talented program	19.3%	Up from 11.9%	20.2%	17.8%
With disabilities other than speech	19.3%	Down from 25.7%	10.1%	9.2%
Older than usual for grade	1.1%	Down from 2.4%	1.8%	1.5%
Out-of-school suspensions or expulsions for violent and/or criminal offenses	2.1%	Down from 2.4%	0.5%	0.4%
Annual dropout rate	0.0%	No Change	0.0%	0.0%
Teachers (n=23)				
Teachers with advanced degrees	78.3%	Down from 80.0%	61.0%	60.0%
Continuing contract teachers	82.6%	Down from 92.0%	87.2%	82.6%
Teachers returning from previous year	88.0%	Up from 87.6%	86.9%	85.6%
Teacher attendance rate	94.5%	Down from 97.4%	94.9%	95.3%
Average teacher salary*	\$49,423	Down 2.2%	\$46,623	\$46,300
Classes not taught by highly qualified teachers	0.0%	No Change	0.0%	1.2%
Professional development days/teacher	10.6 days	Up from 9.1 days	9.6 days	9.9 days
School				
Principal's years at school	8.0	Up from 7.0	4.0	4.0
Student-teacher ratio in core subjects	19.7 to 1	Up from 19.0 to 1	21.6 to 1	21.5 to 1
Prime instructional time	87.8%	Down from 90.1%	89.9%	90.1%
Opportunities in the arts	Good	No Change	Good	Good
SACS accreditation	Yes	No Change	Yes	Yes
Parents attending conferences	97.0%	Down from 100.0%	98.3%	98.1%
Character development program	Excellent	No Change	Good	Good
Dollars spent per pupil**	\$11,083	Up 3.6%	\$7,463	\$7,634
Percent of expenditures for instruction**	58.6%	Down from 59.5%	64.7%	64.0%
Percent of expenditures for teacher salaries**	56.4%	Up from 53.1%	62.7%	61.2%
% of AYP objectives met	46.2%	Down from 100.0%	81.0%	80.5%

* Length of contract = 185+ days.

** Prior year audited financial data available.

EVALUATION RESULTS

	Teachers	Students*	Parents*
Number of surveys returned	N/A	N/A	N/A
Percent satisfied with learning environment	N/A	N/A	N/A
Percent satisfied with social and physical environment	N/A	N/A	N/A
Percent satisfied with school-home relations	N/A	N/A	N/A

*Only students at the highest middle school grade level at this school and their parents were included.

REPORT OF PRINCIPAL AND SCHOOL IMPROVEMENT COUNCIL

The forefront of our total mission continues to be the development of self-confident learners who will be successful beyond their high school years. Students are challenged to be part of a complete program encouraging them to explore opportunities for their career choices. Faculty members provide an applied classroom approach where students learn to work and challenge themselves to be thinkers and innovators to prepare them for college, technical school, military or a vocational career beyond high school. Goals for the current school year were identified to help students and the school be successful as identified by state measurements. Students have been identified to participate in an academic program for assistance and NovaNet while others have had the opportunity to participate in an accelerated program through the SC Virtual School Program. Student results for meeting state standards, school and district goals were achieved during the 09-10 school year and should be reached during the 2010-2011 school year.

As always, statistics must be reviewed carefully as the size of the student body can influence what is printed as to what is actually taking place on campus. For 2010-11, MAP (Measure of Academic Progress) scores continued to improve in all areas as compared to the students' previous year's scores. Likewise, HSAP scores and EOCEP scores improved over previous years.

We are blessed to have Maureese Robinson, Graduation Coach, who operates our Academic Recovery Center (ARC LAB) which provides students with many opportunities for success in academics. This position, though critical to our school, will be lost due to lack of funding. The TS Friends mentoring group continues to provide vital support for many students in helping to foster an environment of success as they participate in the program.

The SIC, faculty and staff of TSMHS extend a thank you our TS Friends Mentors, our volunteers, parents and students for their diligent work in representing TSMHS.

Steve M.R. Moore, Principal
Lynn Peak, SIC Chair

The School Improvement Council of Tamasee-Salem Middle & High School serves as an advisory committee to the administration and faculty of TSMHS. The focus is to bring together parents and community members to collaborate on the academic and social development of all students to partner for success.

We encourage more of our parents to become involved as everyone has something to contribute.

Comprehensive detail, including definitions of ratings, performance criteria, and explanations of status, is available on www.ed.sc.gov and www.eoc.sc.gov as well as school and school district websites.

Printed versions are available from school districts upon request.

Abbreviations Key

N/A Not Applicable N/AV Not Available N/C Not Collected N/R Not Reported I/S Insufficient Sample TBD To be determined
NI Newly Identified CSI Continuing School Improvement CA Corrective Action RP Plan to Restructure R Restructure DELAY School Improvement Status HOLD School Improvement Status